

Recommended for tourists traveling around Hokkaido

Hokkaido Rail Pass

Good deal!

The longer you take a train, the more it will cost.

The Hokkaido Rail Pass allows you unlimited rides on the JR Hokkaido trains within validity period! Reserved seats for the limited express trains and sightseeing trains can also be used!



•Example of the limited express train reserved seating ticket price (one-way)
Sapporo→Asahikawa (136.8km) 5,220yen
Sapporo→Hakodate (318.7km) 9,440yen
Sapporo→Kushiro (348.5km) 9,990yen

No charge for reserved seats!

You can reserve seats in advance (except some trains) and don't have to worry about getting seats even during busy season. It usually costs 530 yen per seat for adult.

Simple!

Just show your Hokkaido Rail Pass. The railway in Hokkaido is simple and easy to take.

Many special offers!

If you show your Hokkaido Rail Pass, you can get special offers such as discount at many stores.



Rail & Rent-a-car

Enjoy efficiently!



"Rail & Rent-a-car" is a combination of railway and car rental. Take fast and comfortable trains for long-distance travel and rent a car at a station. You don't have to worry about the heavy luggage while visiting sightseeing spots. Stay at a hotel and return the car on the next day as cars can be rented on a 24-hour basis, and what's more, we provide a special rental rates for you!



Which Hokkaido Rail Pass is suitable for my trip?

● If you travel around Hokkaido by train every day

"3, 5, 7-Day" is recommended!

*For consecutive use

● If you stay at one place for two nights or don't take trains every day

"Flexible 4-Day" is recommended!












★For the flexible 4-Day pass, starting date of the validity period cannot be selected. The purchase or exchange date will be the first day of the validity period. Please select any 4 days in the 10-day period. (Example: For a pass purchased or exchanged on December 1, any 4 days may be selected between December 1 and December 10.)
*If you take trains on the day you don't use the Hokkaido Rail Pass, you need to purchase tickets separately.

Days Type	1	2	3	4	5	6	7	...	10
3-Day									
5-Day									
7-Day									
F4-Day									

Recommended route for 5 days: Stay at popular resort, Tomamu and spiritual place, Lake Toya and also visit Asahiyama Zoo, Sapporo and Otaru

Other recommended routes



Day 1	New Chitose Airport Sta	Rapid Airport Non-reserved seat 3min	Minami-Chitose Sta	Ltd. Exp. Ozora/Tokachi Reserved seat 1hr 10min		Tomamu Sta		4,120yen	Stay at Tomamu				
Day 2	Tomamu Sta	Ltd. Exp. Ozora/Tokachi Reserved seat 1hr 10min		Minami-Chitose Sta	Ltd. Exp. Hokuto Reserved seat 1hr 20min	Toya Sta	Bus * 20min	Toyoko Hot Springs		8,550yen	Stay at Toyoko Hot Springs		
Day 3	Toyoko Hot Springs		Bus * 20min	Toya Sta	Ltd. Exp. Hokuto Reserved seat 1hr 50min		Sapporo Sta		6,360yen	Stay at Sapporo			
Day 4	Sapporo Sta	Ltd. Exp. Lilac/Kamui Reserved seat 1hr 25min		Asahikawa Sta	Bus * 40min	Asahiyama Zoo		Bus * 40min	Asahikawa Sta	Ltd. Exp. Lilac/Kamui Reserved seat 1hr 25min	Sapporo Sta	10,440yen	Stay at Sapporo
Day 5	Sapporo Sta	Rapid Airport Reserved seat 35min	Otaru Sta			Rapid Airport Reserved seat 1hr 15min	New Chitose Airport Sta	3,720yen	Total amount	33,190yen			

*Validity period of the pass is based on calendar days. It's not based on a 24-hour basis.

*The Hokkaido Rail Pass does not cover the fares for local bus. Additional charge is required.

●Travel time is an approximate time. It differs depending on the train and the time of the day. Please use it as a guide.

Hokkaido Rail Pass 5-Day 23,480yen You can save 9,710yen!


How to purchase

★At the time of exchange or purchase at a designated station in Japan, you will be asked to present your passport with the "Temporary Visitor" stamp/sticker.



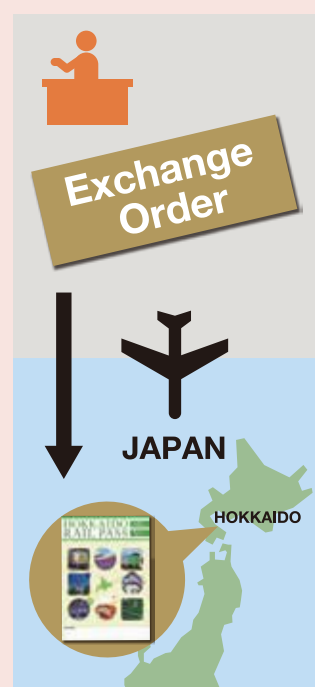
If you use an automated gate at immigration when entering Japan, the "Temporary Visitor" stamp/sticker will not be applied to your passport. Please use either a manned automated gate or ask a clerk to apply the stamp/sticker to your passport.

Example



Purchasing outside Japan▶Purchase an Exchange Order▶Exchange for a pass

Purchasing in Japan▶Purchase a pass directly



1 Please purchase an Exchange Order at the designated travel agents before coming to Japan.

*You can check the travel agents that sell the Exchange Orders from QR code on the right side.



*When you purchase an Exchange Order, please check that your name written on the Exchange Order is completely the same as the one on your passport.

*The price of the Exchange Order may fluctuate depending on the exchange rate.

2 After arriving in Japan, please exchange your Exchange Order for the Hokkaido Rail Pass at the designated counters in Hokkaido.

*The Exchange Orders cannot be exchanged at the designated JR EAST counters outside of Hokkaido.

The pass can be purchased at the designated counters below by cash (Japanese yen only) or credit card.

✓ Please check the exchange/purchase counters and office hours by website.

Exchange/purchase counters for Hokkaido Rail Pass

- In Hokkaido Exchange Purchase
- JR Information Desk
- JR Travel Service Center (Twinkle Plaza) at the major stations
- JR Ticket Counter (Midori-no-madoguchi) at the major stations

JR Information Desk is a counter for visitors from abroad. Services are available in English, Chinese or Korean. (There are cases that we may not be able to provide services in your preferred language.) We exchange the Exchange Order for every kind of rail pass and sell JR tickets.

Outside of Hokkaido — JR EAST Purchase only

JR EAST Travel Service Center



Notes of exchange and validity period

- An Exchange Order should be exchanged for the Hokkaido Rail Pass within 3 months from the date of issue.
- For 3, 5, or 7-Day pass, please designate the starting date within one month from the exchange date.
- For flexible 4-Day pass, the starting date cannot be selected. You can use any 4 days in the 10-day period from the exchange date.
- The starting date of the Hokkaido Rail Pass cannot be changed once the pass has been issued.
- The exchange and purchase can only be made during office hours.
- The designated counters for exchange and purchase are subject to change.
- Some JR Travel Service Centers are closed during the New Year holidays.

How to use

●Please go through a manned ticket gate.

The automatic ticket gates cannot be used for the Hokkaido Rail Pass. Please go through a manned ticket gate and show the validity period to a station staff. You will get a date stamp from the staff on the start day of use for 3-Day, 5-Day, and 7-Day passes, or on each day of use for flexible 4-Day pass.

For passengers with reserved seat tickets

Reserved seat tickets for rail pass cannot be used through the automatic ticket gate. Please show your rail pass and a reserved seat ticket to a staff at the gate.



For passengers using non-reserved seats

Non-reserved seats can be used only with the Hokkaido Rail Pass.



Refunds

- Refunds can be made only before the starting date of the validity period for 3-Day, 5-Day and 7-Day passes, or only before use within the validity period for flexible 4-Day pass at the designated purchase/exchange counters for the "Hokkaido Rail Pass". (If purchased by credit card, refunds can be made only at the designated counters at the railway company (JR Hokkaido or JR East) you purchased the pass.) In this case, 10% of the sales price (Japanese yen) will be charged as a handling fee and the balance will be refunded.
- It is not possible to extend the validity period of the pass or receive a refund after the starting date for any reasons including the cancellation and delay of trains. Also, we do not take any responsibility for additional costs for transportation and accommodation due to the itinerary changes.
- ★The Exchange Order can be refunded within one year from the date of issue at the travel agent that you purchased the Exchange Order if not used. (For the refund procedure and fee, please ask the travel agent.)

How to reserve seats

●Please make sure to receive reserved seat tickets before boarding if you plan to use reserved seats. (Seats cannot be reserved on the train.)

① Online reservation (JR-EAST Train Reservation)

Seat reservations can be made by using JR-EAST Train Reservation.



Reservation

*Tickets reserved online should be collected before 9:00 p.m. of the day before you ride the train at a designated station or JR Travel Service Center during office hours.

*As JR-EAST Train Reservation cannot be used if you plan to collect your tickets on the same day as you ride a train, please receive the reserved seat tickets by showing your Hokkaido Rail Pass at the JR Ticket Counter (Midori-no-madoguchi).

*Seats for some sightseeing trains and temporary trains cannot be reserved.

② Apply at a station



Please apply for reserved seat tickets at the ticket counter (Midori-no-madoguchi) of the major JR Hokkaido stations.

●Please use non-reserved seats if reserved seats are full. In this case, the difference between reserved and non-reserved seats cannot be refunded.

Other conditions

- The Hokkaido Rail Pass can only be used by person whose name is on the pass and cannot be given to others. If unauthorized use is evident, the pass will be confiscated and you will be required to pay fares and charges designated by JR Hokkaido.
- Please make sure to carry your passport while traveling. When you show your rail pass, please present your passport as well if requested by a staff.
- The pass will not be reissued if it is lost (or stolen).
- The pass cannot be changed to a different type of pass or ticket. Also, the starting date of the validity period cannot be changed.
- Other conditions are in compliance with the rules of JR Hokkaido and Japanese laws. For the regulations regarding the Exchange Orders, they will depend on the conditions of the travel agent that the Exchange Order was purchased.